

# MARME

By – Mugdha Panchal, Ikhita Singh, Sriyansh Jain

**The highest revenue  
generation rate is by the  
movie Captain Marvel.**



**Movie made  
\$ 20.23 M / day.**


# CAPTAIN MARVEL

**The highest revenue generation rate is by the movie Captain Marvel.**



**Hulk released in 2013, earned \$245.36 which is 3.5 times the net income of Apple in the same year.**

**Movie made \$ 20.23 M / day.**



# WORLD RECORD


The highest revenue generation rate is by the movie Captain Marvel.



Movie made \$ 20.23 M / day.



Hulk released in 2013, earned \$245.36 which is 3.5 times the net income of Apple in the same year.



Black Panther was in theaters for 175 days which is the maximum run time.



120 days more than the movie Captain Marvel.


The highest revenue generation rate is by the movie Captain Marvel.



Movie made \$ 20.23 M / day.



Hulk released in 2013, earned \$245.36 which is 3.5 times the net income of Apple in the same year.



Black Panther was in theaters for 175 days which is the maximum run time.



120 days more than the movie Captain Marvel.



The gross earnings of Avengers : Infinity war equals the yearly salary of India's richest man - Mukesh Ambani (~\$2 billion)






The highest revenue generation rate is by the movie Captain Marvel.



Movie made \$ 20.23 M / day.



Hulk released in 2013, earned \$245.36 which is 3.5 times the net income of Apple in the same year.



Black Panther was in theaters for 175 days which is the maximum run time.



120 days more than the movie Captain Marvel.



The gross earnings of Avengers : Infinity war equals the yearly salary of India's richest man - Mukesh Ambani (~\$2 billion)

In India, avengers : Infinity war is the only foreign movie among the top 20 grossed

Rank	Film	
1	<a href="#">Baahubali: The Conclusion</a>	₹
2	<a href="#">2.0</a>	₹
3	<a href="#">Dangal</a>	₹
4	<a href="#">Baahubali: The Beginning</a>	₹
5	<a href="#">PK</a>	₹
6	<a href="#">Sanju</a>	₹
7	<a href="#">Bajrangl Bhaijaan</a>	₹
8	<a href="#">Tiger Zinda Hai</a>	₹
9	<a href="#">Sultan</a>	₹
10	<a href="#">Padmaavat</a>	₹
11	<a href="#">Dhoom 3</a>	₹
12	<a href="#">Krrish 3</a>	₹
13	<a href="#">Kick</a>	₹
14	<a href="#">Simmba</a>	₹
15	<a href="#">Prem Ratan Dhan Payo</a>	₹
16	<a href="#">Chennai Express</a>	₹
17	<a href="#">Happy New Year</a>	₹
18	<a href="#">Avengers: Infinity War</a>	₹
19	<a href="#">Uri</a>	₹




The highest revenue generation rate is by the movie Captain Marvel.



Movie made \$ 20.23 M / day.



Hulk released in 2013, earned \$245.36 which is 3.5 times the net income of Apple in the same year.



Black Panther was in theaters for 175 days which is the maximum run time.



120 days more than the movie Captain Marvel.



The gross earnings of Avengers : Infinity war equals the yearly salary of India's richest man - Mukesh Ambani (~\$2 billion)

In India, avengers : Infinity war is the only foreign movie among the top 20 grossed

Rank	Film	Revenue
1	Baahubali: The Conclusion	₹
2	2.0	₹
3	Dangal	₹
4	Baahubali: The Beginning	₹
5	PK	₹
6	Sanju	₹
7	Bajrangl Bhaijaan	₹
8	Tiger Zinda Hai	₹
9	Sultan	₹
10	Padmaavat	₹
11	Dhoom 3	₹
12	Krrish 3	₹
13	Kick	₹
14	Simmba	₹
15	Prem Ratan Dhan Payo	₹
16	Chennai Express	₹
17	Happy New Year	₹
18	Avengers: Infinity War	₹
19	Uri	₹

MARVEL STUDIOS

Opening Weekend Collection of





Opening Weekend Collection of



+



+



=

MARVEL



Opening weekend  
\$1.210B-worldwide  
\$43M-India

Gross collection  
\$1.664B-Worldwide  
\$44.73M-India



**THANKYOU**